



Manuale utente | User manual  
**ROCCHETTO MAXI P IP**

Quick Lighting

Potenza  
Power

12W - 18W

Grado di Protezione  
International protection

IP66

Corrente Alimentazione  
Current Supply

700mA

**IT** Istruzioni di montaggio  
e collegamento

**EN** Assembly and  
connection instructions

REV 001

**ATTENZIONE: NON COLLEGARE DIRETTAMENTE ALLA TENSIONE ELETTRICA DI RETE.**

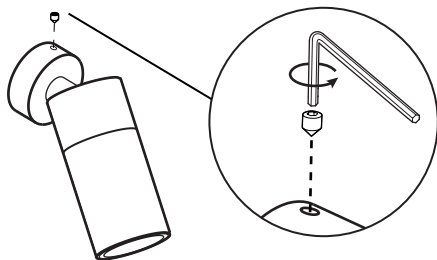
Per collegare l'apparecchio alla tensione elettrica di rete è indispensabile un alimentatore con uscita in tensione costante. La potenza in Watt erogata dall'alimentatore deve essere pari o superiore a quella richiesta da uno o più apparecchi. Evitare usi impropri e manomissioni dei meccanismi del prodotto.



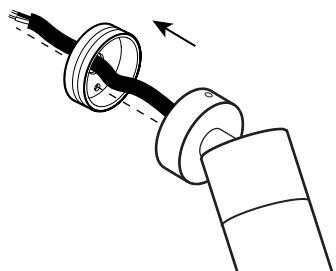
**CAUTION: DO NOT CONNECT DIRECTLY TO LINE VOLTAGE.**

A power supply with a constant voltage output is necessary to connect the appliance to mains power. The watts of the power supply shall be equal to or greater than the power required by one or more appliances. Avoid improper use and tampering with the product's mechanisms.

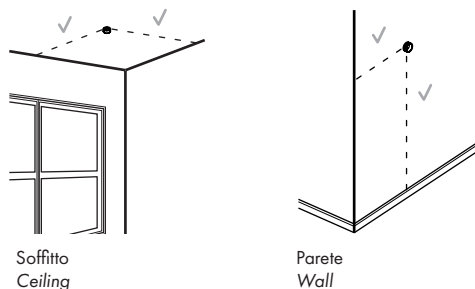
01



02



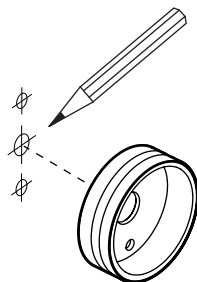
03



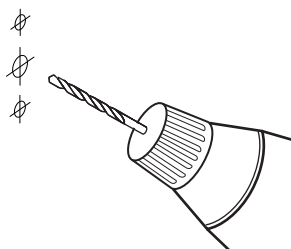
Soffitto  
Ceiling

Parete  
Wall

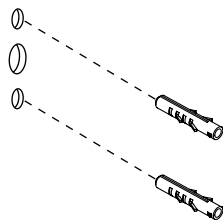
04



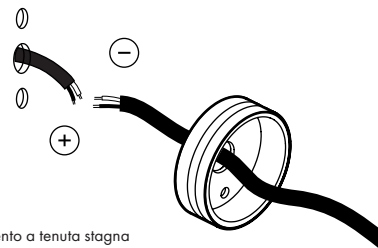
05



06

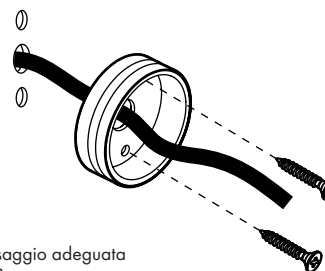


07




Collegamento a tenuta stagna  
Consultare Libreria connessioni  
Connection watertight  
Consult Connection Library

08

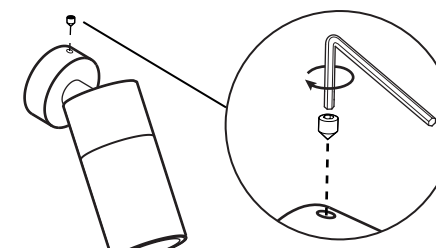


Vite di fissaggio adeguata  
Suitable fixing screw

09



10



90°

360°



Link sito web | Website link

Questo dispositivo è munito di lampade LED integrate. Le lampade di questo dispositivo non sono sostituibili.  
This device has built-in LED lamps. The lamps in this device are not replaceable.

Quick Lighting s.r.l. unipersonale  
Via Mozambico 5 - 48026 Russi (RA) Italy  
P.I. IT 02691130393  
Tel: +39 0544 1651114  
info@quicklighting.com - www.quicklighting.com