



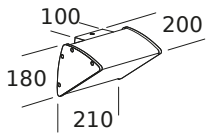
Wall lamp for direct or indirect light depending on the installation. Structure in extruded aluminium alloy 6060/T6. Die-cast aluminium details. Polyester powder coating and phosphate treatment to increase corrosion resistance. Diffuser made of opal polycarbonate, specific for Led, which combines maximum brightness with the ability to avoid the dot effect of Led. AISI 316 stainless steel screws. Silicone gasket suitable to withstand very high temperatures. Led version equipped with SMD Led circuit with high color rendering index (CRI90) and high-energy efficiency. Laser-cut metal dissipating plate. Built-in electronic ballast. DM version equipped with dimmable ballast with DALI/PUSH interface. All the electronic ballasts are equipped with thermal and short-circuit protection, against overvoltage and overloading. EM version, in always-on mode, is equipped with an environmentally friendly NiMH (nickel-metal hydride) battery, thanks to the absence of cadmium. The EM version is equipped with a battery status indicator Led.

SYDNEY - MELBOURNE - GOLD COAST - PERTH - AUCKLAND
G45, 76-84 WATERWAY DRIVE COOMERA, QLD, 4209, AUSTRALIA
Phone: +61 417 950 455

Email: showroom@gineico.com
WWW.GINEICOLIGHTING.COM.AU



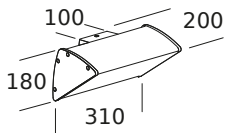
BLIK 20



IP65	TYPE	POWER	FLUX*
	E27	1x10W*	1x1100lm*
	LED	13W	1700lm

	CODE	
	CCT 3000°K CRI>90	CCT 4000°K CRI>90
L030 <input type="checkbox"/> .IN		
	L030 <input type="checkbox"/> .W	L030 <input type="checkbox"/> .N

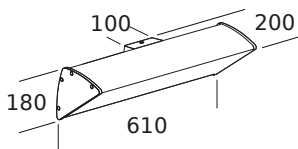
BLIK 30 - BLIK 30S



IP65	TYPE	POWER	FLUX*
	BLIK 30		
	E27	1x12W*	1x1320lm*
	LED	23W	3120lm
	LED EM	23W	3120lm
	BLIK 30S		
	LED	46W	6240lm
	LED DM	46W	6240lm

	CODE	
	CCT 3000°K CRI>90	CCT 4000°K CRI>90
L031 <input type="checkbox"/> .IN		
	L031 <input type="checkbox"/> .W	L031 <input type="checkbox"/> .N
	L031 <input type="checkbox"/> .WE1	L031 <input type="checkbox"/> .NE1
	L032 <input type="checkbox"/> .W	L032 <input type="checkbox"/> .N
	L032 <input type="checkbox"/> .WD	L032 <input type="checkbox"/> .ND

BLIK 60



IP65	TYPE	POWER	FLUX*
	LED	46W	6240lm
	LED DM	46W	6240lm
	LED EM	46W	6240lm

	CODE	
	CCT 3000°K CRI>90	CCT 4000°K CRI>90
	L033 <input type="checkbox"/> .W	L033 <input type="checkbox"/> .N
	L033 <input type="checkbox"/> .WD	L033 <input type="checkbox"/> .ND
	L033 <input type="checkbox"/> .WE1	L033 <input type="checkbox"/> .NE1



