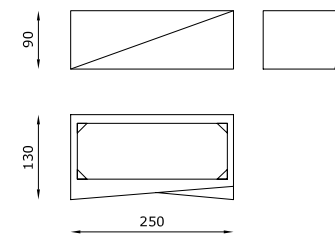


# YIN





Yin, lampada a parete da interni a biemissione in AirCoral® dalla forma sfaccettata, genera una luminosità che si relaziona con lo spazio e il prodotto stesso. La luce emessa, infatti, crea una contrapposizione di luci e ombre sulla superficie del prodotto, la forma invece rompe la linearità delle pareti, imponendo la sua presenza in un modo originale.

*Yin, a bi-emission indoor lamp of AirCoral® installable on walls, has a multifaceted form which creates a light capable of interacting with the space the product is placed in and with the product itself. The emanated beam, in fact, generates a juxtaposition of light and shadow on the surface of the luminaire, while the form breaks the walls linearity, imposing its presence in a very original way.*



## TECHNICAL FEATURES

Code	<b>2816.AC</b>
Type	Wall lamp 
Material	AC: AirCoral®
Absorption capacity*	5.5 m²
Mounting	Wall mounting
IP rating	IP20
Insulation class	I
Control gear	Dimmable constant current driver
Lamp type	LED 350 mA 
Lamp wattage	2 x 6.5W
Luminous efficacy	2 x 810 lm - 3000K
Light distribution	Wide beam 120°
Fitting	-
Light colour	White 3000K White 2700K   4000K (on request)
Voltage connection	220-240V · 50/60Hz
CRI	>90
Emergency	-
Energy efficiency class	A+
Note	Satin glass included.  Trailing-edge and leading-edge dimming (20 - 100%).



SUPERFUTUREDESIGN