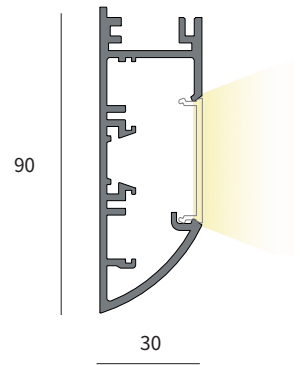




LBS

PARETE WALL



VERSIONI DISPONIBILI/AVAILABLE VERSION

- | | |
|------------------------------|-----------------|
| ● KELVIN | ○ KELVIN |
| 27 2700K | 27 2700K |
| 30 3000K | 30 3000K |
| 40 4000K | 40 4000K |
| TW Tunable white Dali | |

● **FASCIO/BEAM**



F Flood 27°

W Wide 46°

Per i gradi vedere in tabella - For degree check the table

● **DIMMABLE (OPTIONAL)**

D Dali Touch & Dimm

D10 Dimmable 1-10V

/ ## **FINITURA/FINISHING**



/01 bianco/white



/02 nero/black

/ ### **FINITURA PREMIUM /PREMIUM FINISHING**



/81 oro rosa shine/shine pink gold



/82 bronzo/ bronze



/83 ottone spazzolato/ brushed brass

COMPOSIZIONE CODICE: xxx.x ●●●/###

HOW TO CREATE THE CODE: **F1000.827SD/01**

CODE

F1000.8 ● ● ● /### — finishing


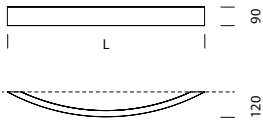
base code

kelvin

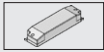
beam

dimmable

LBS PARETE CON DIFFUSORE INDIRETTO WALL-MOUNTED



LED W	Dim.	H	Lmm	lm product/3000K	CODE
21	120	90	950	2598	LB201.8 ●/##
34	120	90	1530	3898	LB202.8 ●/##
42	120	90	1945	5197	LB203.8 ●/##

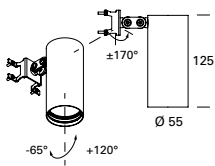


DRIVERS VEDI | SEE P. 447

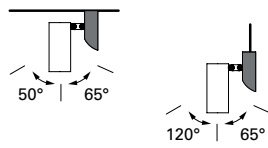
24V

ACCESSORI / ACCESSORIES


LBS SPOT SPOT PROJECTOR



a soffitto
ceiling-mounting



a parete e sospensione wall
and suspension - mounting



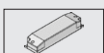
LED 48V W	ø mm	Hmm	lm product/beam 3000K		CODE
			F27°	W46°	
12	55	125	1285	1289	LB102.9 ●●●/##
18	55	125	1575	1579	LB103.9 ●●●/##

Installabile su tutti i prodotti a luce perimetrale | suitable to fit in perimetric emission fittings
Accessori - Accessories L055#.A: Lente con anello - lens with ring

LENTI CON ANELLO / LENSES WITH RING



	ø	Kg	CODE
LENTE SATINATA/SATINED LENS	55	0,01	L055S.A /##
LENTE ELISSOIDALE/ELIPSOID LENS	55	0,01	L055E.A /##
LENTE ASIMMETRICA/ASYMMETRIC LENS	55	0,01	L055A.A /##
FILTRO NIDO D'APE/HONEY COMB LOUVER	55	0,01	L055R.A /##



DRIVERS VEDI | SEE P. 447

48V