

PHANTOM


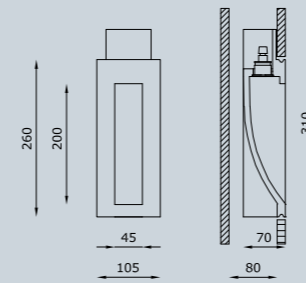


INCASSO WALL WASHER DI PICCOLE DIMENSIONI.


Le superfici sono valorizzate da Phantom, un incasso per interni a scomparsa totale in Coral® per l'installazione in parete e soffitto di cartongesso o laterizio caratterizzato da una parabola che crea una luce dall'effetto wall washer. Le linee pulite ed eleganti conferiscono un valore aggiunto alla luce, enfatizzando i percorsi, e rendendo Phantom perfetto per impieghi sia come luce decorativa che d'accento oppure come segnapasso. Un fantasma che ritaglia spiragli luminosi negli ambienti, abbracciando con delicatezza gli arredi e le superfici.

SMALL WALL WASHER RECESSED FITTING.

Phantom, an indoor totally disappearing recessed luminaire made of Coral® installable on plasterboard or brick ceilings and walls, is characterized by a parabola that creates a wall washer light effect. Its clean and elegant lines give an added value to the light, and make it perfect to be used as a decoration, to emphasize a place or as a footpath. A ghost that cuts off luminous openings in the ambients, encompassing delicately both furniture and surfaces.



TECHNICAL FEATURES

Code	6488.00
Type	Wall-washer 
Material	00: Coral®
Weight	1.4 Kg
Mounting	Wall and ceiling recessed
IP rating	IP40
Insulation class	III
Control gear	Constant current electronic driver (not included)
Cut out for plasterboard	115 x 270 mm
Lamp type	LED ⌚ Vf: 3 VDC
Lamp wattage	1W - 350 mA 2W - 500 mA
Luminous efficacy	75 lm - 3000K 350 mA 170 lm - 3000K 500 mA
Light distribution	Narrow beam 14°
Fitting	-
Light colour	White 3000K White 2700K (on request)
Light hole	45 x 200 mm
Voltage connection	By driver (optional)
CRI	>90
Emergency	-
Energy efficiency class	A+
Note	On request available dimmable PUSH or DALI, remote installation.

OPTIONAL ACCESSORIES

product code	optional code	description	info
6488.00	H8350	Constant current electronic driver	Suitable for n°1 code 6488.00 - 350 mA
	H8500.B	Constant current electronic driver. Remote installation	Suitable for n°5 code 6488.00 - 500 mA
	H8500.C	Constant current electronic driver. Remote installation	Suitable for n°2 code 6488.00 - 500 mA
	BR6488LT	Brick box	Dimensions L: 340 mm; W: 115 mm; D: 80 mm (instructions on page 502)