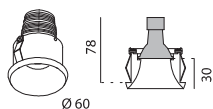


NYX FRAME FISSO - FIXED

NYX FRAME FISSO TF35F PER CARTONGESSO
NYX FRAME TF35F FIXED FOR PLASTERBOARD

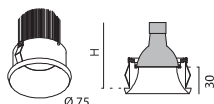


LED		W		mA	Ø	H	Kg	Im product/beam 3000K	CODE	Col.
								28°		/01
5		500		60	78	0,18	465		NF010.9	/02
										/36
										/49

● Kelvin
27 2700K
30 3000K
40 4000K

● Beam
F 28°

NYX FRAME FISSO TF50F PER CARTONGESSO NYX FRAME TF50F FIXED FOR PLASTERBOARD



LED		W		mA	Ø	H	Kg	Im product/beam 3000K	CODE	Col.
								24° 36°		/01
6,8		350		75	102	0,25	330 450		NF020.9	/02
										/36
										/49

● Kelvin
27 2700K
30 3000K
40 4000K

● Beam
F 24°
W 36°

LED		W		mA	Ø	H	Kg	Im product/beam 3000K	CODE	Col.
								27° 46°		/01
12		350		75	122	0,25	1285 1289		NF023.9	/02
18		500		75	122	0,25	1575 1579			/36
										/49

● Kelvin
27 2700K
30 3000K
40 4000K
TW Tunable White

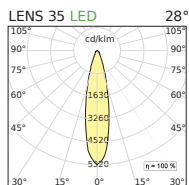
● Beam
F 27°
W 46°

Gli apparecchi con temperatura colore Tunable White devono essere associati a driver a 2 canali. | The devices with Tunable white color temperature have to be supplied with 2 channel driver.

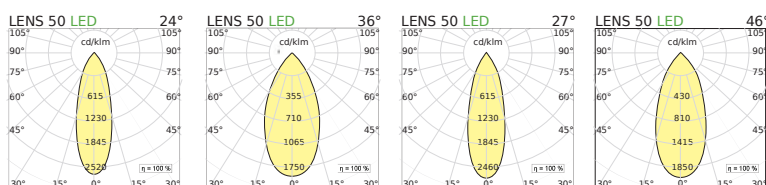
GU10 LED		W		Ø	H	Kg	CODE	Col.
1 x max50		75		86	0,25	NF028	/01	
							/02	
							/36	
							/49	

Accessori - accessories: L050#: lente Ø 50 - lens Ø 50

NYX 35



NYX 50



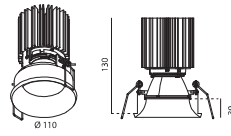
G45, 76-84 WATERWAY DRIVE COOMERA, QUEENSLAND, 4209, AUSTRALIA

PHONE: (+61) 7 5556 0244

EMAIL: SALES@GINEICOMARINE.COM.AU

WWW.GINEICOMARINE.COM.AU

NYX FRAME FISSO TF80F PER CARTONGESSO NYX FRAME TF80F FIXED FOR PLASTERBOARD



LED

W	mA	Ø	H	Kg	15°	24°	38°	CODE	Col.
17	500	110	130	0,85	1930	1827	1905	NF040.9	● ●
24,3	700	110	130	0,85	2468	2356	2430		

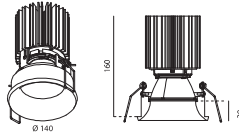
● Kelvin
27 2700K
30 3000K
40 4000K
TW Tunable White

● Beam
S 15°
F 24°
W 38°

Accessori - accessories: L074#: lente Ø 74 - lens Ø 74 Gli apparecchi con temperatura colore Tunable White devono essere associati a driver a 2 canali. | The devices with Tunable white color temperature have to be supplied with 2 channel driver.



NYX FRAME FISSO TF111F PER CARTONGESSO NYX FRAME TF111F FIXED FOR PLASTERBOARD



LED

W	mA	Ø	H	Kg	16°	25°	40°	CODE	Col.
24,3	700	140	160	1,4	2468	2356	2430	NF060.9	● ●
32	900	140	160	1,4	3006	2885	2955		

● Kelvin
27 2700K
30 3000K
40 4000K

● Beam
S 16°
F 25°
W 40°

Accessori - accessories: L111#: lente Ø 111 - lens Ø 111

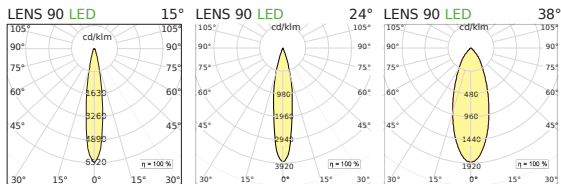


LENTI OPTIONAL LENSES

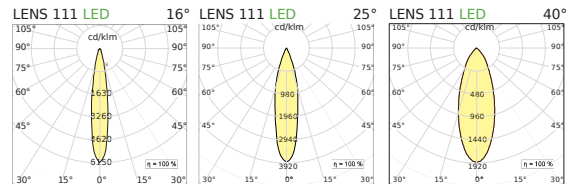


	Ømm	Kg	CODE
LENTE SATINATA / SATINED LENS	50	0,01	L050S
	74	0,02	L074S
	111	0,03	L111S
LENTE ELLISSOIDEALE / ELLIPSOID LENS	50	0,01	L050E
	74	0,02	L074E
	111	0,03	L111E
LENTE ASIMMETRICA / ASYMMETRIC LENS	50	0,01	L050A
	74	0,02	L074A
	111	0,03	L111A
FILTRO NIDO D'APE / HONEY COMB LOUVER	50	0,01	L050R
	74	0,02	L074R
	111	0,03	L111R

NYX 80



NYX 111



G45, 76-84 WATERWAY DRIVE COOMERA, QUEENSLAND, 4209, AUSTRALIA

PHONE: (+61) 7 5556 0244

EMAIL: SALES@GINEICOMARINE.COM.AU

WWW.GINEICOMARINE.COM.AU