

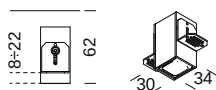
LEVA TRIMLESS RECESSED OUTDOOR



LEVA1 INCASSO RASATO LEVA 1 TRIMLESS DOWNLIGHTER



34x38



cassa obbligatoria senza cornice - compulsory trimless box

Dim.	H	Kg	CODE
30x34	62	0,06	LV001A

kit led					lm prod./beam 3000K				CODE	Col.
W	mA	Dim.	H	Kg	20°	32°	50°	41°x18°		
2,2	700	27x30	60	0.02	200	186	166	175	LV001P.9	● ● /01 /02 /04

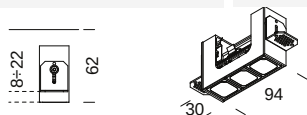
- Kelvin
- Beam
- 27** 2700K **S** 20°
- 30** 3000K **F** 32°
- 40** 4000K **W** 50°
- Z** 41°x18°

Da completare con cassa e alimentatore da installare remoto in scatola di derivazione | To be completed with box and power supply to be installed in a remote junction box

LEVA3 INCASSO RASATO LEVA 3 TRIMLESS DOWNLIGHTER



34x98



cassa obbligatoria senza cornice - compulsory trimless box

Dim.	H	Kg	CODE
30x94	62	0,12	LV003A

kit led					lm prod./beam 3000K				CODE	Col.
W	mA	Dim.	H	Kg	20°	32°	50°	41°x18°		
6,6	700	27x90	60	0,06	601	558	496	526	LV003P.9	● ● /01 /02 /04


- Kelvin
- Beam
- 27** 2700K **S** 20°
- 30** 3000K **F** 32°
- 40** 4000K **W** 50°
- Z** 41°x18°

Da completare con cassa e alimentatore da installare remoto in scatola di derivazione | To be completed with box and power supply to be installed in a remote junction box

LEVA5 INCASSO RASATO LEVA 5 TRIMLESS DOWNLIGHTER



34x158



cassa obbligatoria con cornice - compulsory frame box

Dim.	H	Kg	CODE
30x154	62	0,15	LV005A

kit led					lm prod./beam 3000K				CODE	Col.
W	mA	Dim.	H	Kg	20°	32°	50°	41°x18°		
11	700	27x150	60	0,10	1002	931	828	877	LV005P.9	● ● /01 /02 /04

- Kelvin
- Beam
- 27** 2700K **S** 20°
- 30** 3000K **F** 32°
- 40** 4000K **W** 50°
- Z** 41°x18°


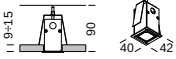
Da completare con cassa e alimentatore da installare remoto in scatola di derivazione | To be completed with box and power supply to be installed in a remote junction box

LEVA RECESSED OUTDOOR



LEVA 1F INCASSO

LEVA 1F DOWNLIGHTER



cassa obbligatoria con cornice - compulsory frame box

Dim.	H	Kg	CODE	Col.
30x34	62	0,06	LV001F	/01 /02

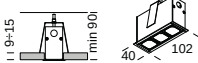
kit led		lm prod./beam 3000K				CODE	Col.			
W	mA	Dim.	H	Kg	20°			32°	50°	41°x18°
2,2	700	27x30	60	0,02	200	186	166	175	LV001P.9	/01 /02 /04

- Kelvin
- Beam
- 27**2700K **S** 20°
- 30**3000K **F** 32°
- 40**4000K **W** 50°
- Z** 41°x18°

Da completare con cassa e alimentatore da installare remoto in scatola di derivazione | To be completed with box and power supply to be installed in a remote junction box

LEVA 3F INCASSO

LEVA 3F DOWNLIGHTER



cassa obbligatoria con cornice - compulsory frame box

Dim.	H	Kg	CODE	Col.
40x102	65	0,12	LV003F	/01 /02

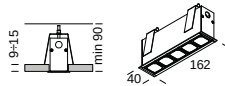
kit led		lm prod./beam 3000K				CODE	Col.			
W	mA	Dim.	H	Kg	20°			32°	50°	41°x18°
6,6	700	27x90	60	0,06	600	559	497	526	LV003P.9	/01 /02 /04

- Kelvin
- Beam
- 27**2700K **S** 20°
- 30**3000K **F** 32°
- 40**4000K **W** 50°
- Z** 41°x18°

Da completare con cassa e alimentatore da installare remoto in scatola di derivazione | To be completed with box and power supply to be installed in a remote junction box

LEVA 5F INCASSO

LEVA 5F DOWNLIGHTER



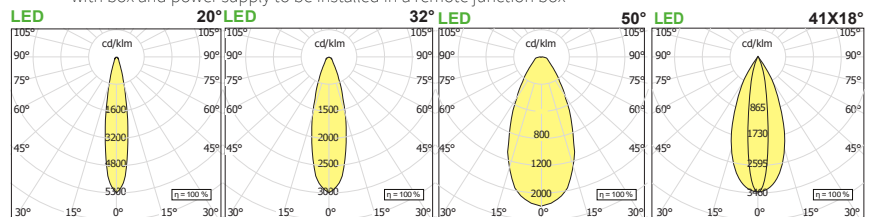
cassa obbligatoria con cornice - compulsory frame box

Dim.	H	Kg	CODE	Col.
40x162	65	0,15	LV005F	/01 /02

kit led		lm prod./beam 3000K				CODE	Col.			
W	mA	Dim.	H	Kg	20°			32°	50°	41°x18°
11	700	27x150	60	0,10	1002	931	828	877	LV005P.9	/01 /02 /04

- Kelvin
- Beam
- 27**2700K **S** 20°
- 30**3000K **F** 32°
- 40**4000K **W** 50°
- Z** 41°x18°

Da completare con cassa e alimentatore da installare remoto in scatola di derivazione | To be completed with box and power supply to be installed in a remote junction box



outdoor



SYDNEY - MELBOURNE - GOLD COAST - PERTH - AUCKLAND
G45, 76-84 WATERWAY DRIVE COOMERA, QLD, 4209, AUSTRALIA

Phone: +61 417 950 455
Email: showroom@gineico.com
WWW.GINEICOLIGHTING.COM.AU