

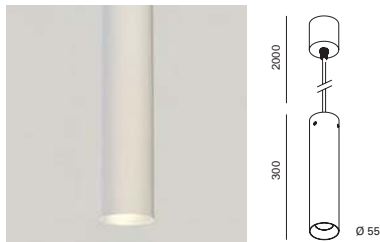


HOYNE - SYDNEY OFFICE
DESIGNER: INTERNI
LIGHTING: GINEICO LIGHTING



I-PIPEDI R55S SOSPENSIONE

SUSPENSION



	W	K	lm/Led	lm product / ∠		CRI	Dim.	H	Kg	CODE	K	∠	Dim TF	Col.
				F 24°	W 36°									
LED		2700	480	321	437						27	S	D	01
3SDCM 50000h	6,8	3000	494	330	450	>90	ø55	300	1,26	PP111.9	30	F	DF	02
L90 B10 ta 25°C		4000	544	363	496						40	W	/	60
														99



	W	K	lm/Led	lm product / ∠		CRI	Dim.	H	Kg	CODE	K	∠	Dim TF	Col.
				F 25°	W 34°									
LED		2700	1325	1261	1265						27	S	D	01
3SDCM 50000h	12	3000	1350	1285	1289	>90	ø55	300	1,26	PP112.9	30	F	DF	02
L90 B10 ta 25°C		4000	1400	1333	1337						40	W	/	60
		2700	1620	1546	1550									99
	18	3000	1650	1575	1579	>90	ø55	300	1,26	PP152.9				
		4000	1750	1670	1675									



	W	K	lm/Led	lm product / ∠		CRI	Dim.	H	Kg	CODE	Col.
				W 38°							
LED warm dimming	12	1800-3000	1045	936	>90	ø55	300	1,26	PP112.WDW		01
											02
											60
											99

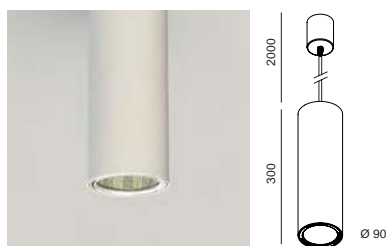


	W	Dim.	H	Kg	CODE	Col.
QPAR16 GU10 230V	1x max 50	ø55	300	1,22	PP113	01
						02
						60
						99



I-PIPEDI R90S SOSPENSIONE

SUSPENSION



	W	K	lm/Led	lm product / ∠		CRI	Dim.	H	CODE	K	∠	Dali	Col.
				F 24°	W 38°								
LED		2700	1790	1530	1609					27	S	D	01
3SDCM 50000h	17	3000	1925	1645	1730	>90	ø90	300	PP021.9	30	F	DF	02
L90 B10 ta 25°C		4000	2115	1807	1901					40	W	/	60
		2700	2370	2011	2095								99
	24,3	3000	2545	2160	2250	>90	ø90	300	PP022.9				
		4000	2800	2376	2475								



	W	Dim.	H	CODE	Col.
QPAR16 GU10 230V	1x max 50	ø90	300	PP123	01
					02
					60
					99



Versione base LED con driver Dimmerabile taglio di fase incluso | Trailing/leading edge dimmable included in Led base version.

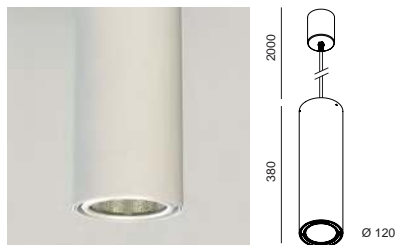
accessori - accessories
L085#.#: anello Ø85 con lente - lens with ring Ø85

HOW TO CREATE THE CODE:

<input type="checkbox"/>	COMPULSORY CHOICE	CODE	K	∠	Dali DimTF	Col.
<input type="checkbox"/>	OPTIONAL CHOICE	###	30 40	S F	D DF	01 02
		BASE CODE	KELVIN	FASCIO/BEAM	DIMM.	COLOUR

I-PIPEDI R120S SOSPENSIONE

SUSPENSION



LED	Im product / Δ		F 24°	W 38°	CRI	Dim.	H	CODE	K	Δ	Dali	Col.	
	W	K											lm/Led
3SDCM 50000h L90 B10 ta 25°C	17	2700 3000 4000	1790 1925 2115	1530 1645 1807	1609 1730 1901	>90	ø120	380	PP031.9	27 30 40	F W	D /	01 02 60 99
	24,3	2700 3000 4000	2370 2545 2800	2011 2160 2376	2095 2250 2475	>90	ø120	380	PP032.9				
	37,5	2700 3000 4000	4180 4346 4412	3487 3626 3681	3506 3645 3700	>90	ø120	380	PP033.9				



Versione 17W e 24,3W con driver Dimmerabile taglio di fase incluso | Trailing/leading edge dimmer included in 17W e 24,3W version |

accessori - accessories

L0115#.#: anello Ø115 con lente - lens with ring Ø115
R0115#.#: riflettore Ø115 + anello + lente - reflector Ø115 + ring + lens



WALL CEILING FLOOR

Col. COLORI / FINISHINGS

- 01 - bianco - white
- 02 - nero - black
- 60 - verniciato cor-ten - painted corten
- 99 - Grafite - Graphite

K ° KELVIN



FASCIO / BEAM



VERSIONI OPZIONALI | OPTIONAL VERSION



DF dimmerabile taglio di fase
trailing/leading edge dimmable



D dimmerabile DALI
dimmable DALI

ACCESSORI | ACCESSORIES



R085#.# - R115#.#: riflettore - reflector



L085#.# - L111#.#: lenti con anello - lenses with ring

pag. 646

DATI FOTOMETRICI | PHOTOMETRIC DATA

