

BLADE

design Mammini+Candido

**Installazione in parete e soffitto di cartongesso o laterizio
(vedere avvertenze specifiche per laterizio)
Incasso in Coral® a scomparsa totale
Corpo in Coral® elettrificato con LED 1x1W**

Installation in wall or ceiling of plaster cardboard or brick
(see the special instructions for brick)
Recessed fitting in Coral® completely disappearing
Body in Coral® electrified with LED 1x1W


Wand- oder Deckenmontage in Gipsfaserplatte oder Ziegelstein
(siehe die speziellen Anweisungen für Ziegelstein)
Komplett verschwindende Einbauleuchte aus Coral®
Körper aus Coral® elektrifiziert mit LED 1x1W

**Sistema modulare con fascio di luce LED a scomparsa totale
Crea una lama di luce di 45 mm
BLADE può essere installato con moduli multipli (code 6961.00) per l'altezza
massima desiderata. Una o due sorgenti luminose contrapposte e retrocesse
illuminano il corpo in Coral® integrato nel muro o nel soffitto
BLADE può essere lasciato singolo (code 6968; code 6969), oppure per terminare
una linea continua può essere installato un ulteriore modulo luminoso (code 6968;
code 6969) o la testata di chiusura (code 6962.00).**

Completely disappearing modular system with LED light beam
Creates a light blade of 45 mm
BLADE can be installed with multiple modules (code 6961.00) for the maximum height
requested. One or two light sources in opposite position and recessed illuminate the body in
Coral® integrated to the wall or the ceiling. **BLADE** can remain singular (code 6968; code
6969), otherwise to close a continuous line you can install a further luminous module (code
6968; code 6969) or use the closure headpart (code 6962.00)

Komplett verschwindendes modulares System mit LED Lichtemission
Es bildet einen Lichtschein von 45 mm
BLADE kann mit Vielfach-Modulen (Art.Nr. 6961.00) auf die max. gewünschte Höhe montiert
werden. Eine oder zwei gegenüberliegende und zurückstehende Leuchtmittel beleuchten den
Körper aus **Coral®**, der in Wand oder Decke integriert ist. **BLADE** kann einzeln gelassen
werden (Art.Nr. 6968; Art.Nr. 6969), oder es kann zum Abschluss einer Reihenschaltung ein
weiteres Lichtmodul (Art.Nr. 6968; Art.Nr. 6969) oder das Verschlussstück (Art.Nr. 6962.00)
montiert werden

CE   IP 40



Corpo elettrificato LED a scomparsa totale

Completely disappearing body LED electrified

Vollständig verschwindender Körper LED elektrifiziert

inclinazione fascio luce beam direction	90°	90°
		
foro emissione luce light emission hole	370x45 mm	370x45 mm

codice code	6968	6969
finitura finish	00	00



lampadina lamp type	LED	LED
colore color	bianco white	blu blue

3000°K

max watt	1 x 1W	1 x 1W
-----------------	--------	--------

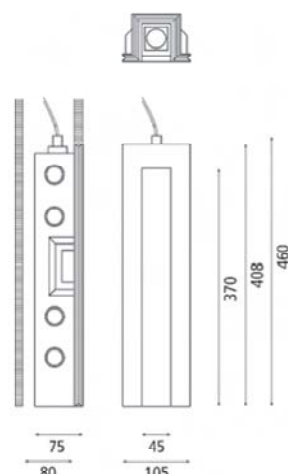


foro per cartongesso cut out for plaster cardboard	415x115 mm	415x115 mm
--	------------	------------

optional

alimentatore elettronico in corrente continua constant current electronic ballast	H 8350	H 8350
---	---------------	---------------

max watt	1 x 1W 350 mA	1 x 1W 350 mA
-----------------	------------------	------------------



Corpo modulare in Coral® a scomparsa totale

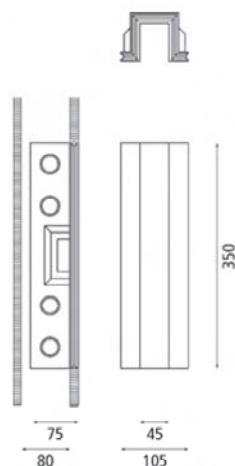
Completely disappearing modular body in Coral®

Vollständig verschwindender modularer Körper aus Coral®

codice code	6961.00
finitura finish	00
foro emissione luce light emission hole	(350 mm x n° moduli installati) x 45 mm (350 mm for each module installed) x 45 mm



foro per cartongesso cut out for plaster cardboard	(350 mm x n° moduli installati) x 115 mm (350 mm for each module installed) x 115 mm
--	---



Testata di chiusura in Coral®

Closure headpart in Coral®

Verschlusssteile aus Coral®

codice code	6962.00
finitura finish	00



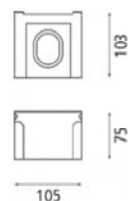
foro per cartongesso cut out for plaster cardboard	115x115 mm
--	------------

note

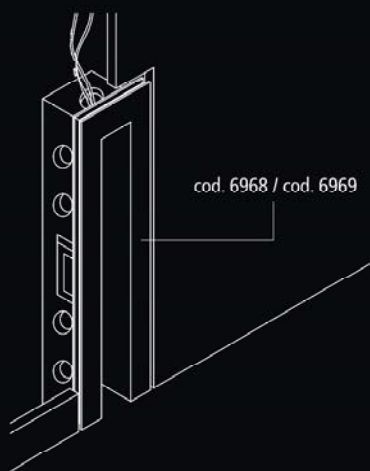
Fornita singolarmente può essere utilizzata in alternativa ad un ulteriore corpo elettrificato LED (code 6968; code 6969) per chiudere una linea continua del prodotto BLADE

Supplied singularly it can be used in alternative to a further LED electrified body (code 6968; code 6969) to close a continuous line of the BLADE product

Einzel geliefert kann es alternativ zu einem weiteren LED elektrifizierten Körper genutzt werden (Art.Nr. 6968; Art.Nr. 6969) um die Reihenschaltung des Produktes BLADE abzuschließen



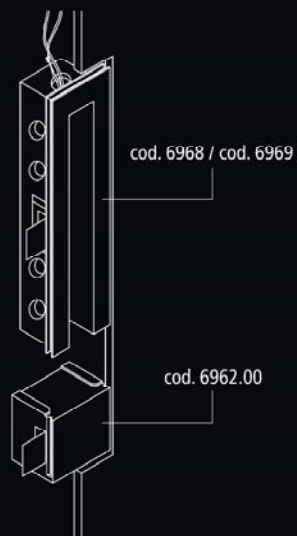




Esempio installazione BLADE
Modulo singolo
N. 1 corpo elettrificato

Example for installation **BLADE**
 Singular module
 No. 1 electrified body

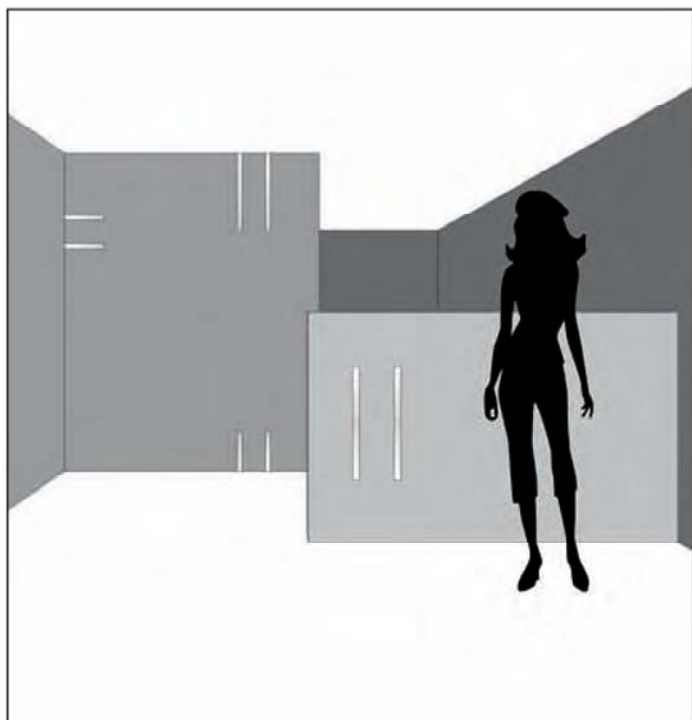
Montagebeispiel **BLADE**
 Einzelmodul
 Nr. 1 elektrifizierter Körper



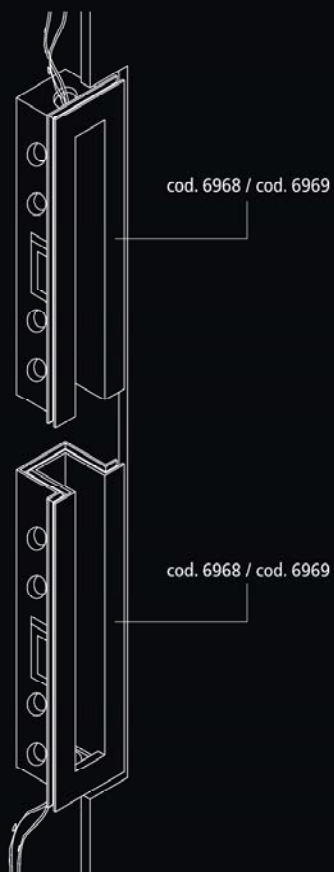
Esempio installazione BLADE
Con testata
N. 1 corpo elettrificato
N. 1 testata di chiusura

Example for installation **BLADE**
 With headpart
 No. 1 electrified body
 No. 1 closure headpart

Montagebeispiel **BLADE**
 Mit Verschlusssteil
 Nr. 1 elektrifizierter Körper
 Nr. 1 Verschlusssteil



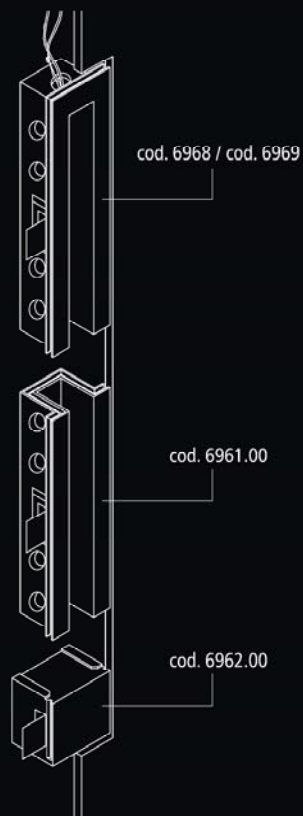
Casa privata



Esempio installazione BLADE
N. 2 corpi elettrificati
contrapposti

Example for installation **BLADE**
 No. 2 electrified bodies in opposite
 position

Montagebeispiel **BLADE**
 Nr. 2 elektrifizierte, gegenüberliegende
 Körper



Esempio installazione BLADE
N. 1 corpo elettrificato
N. 1 corpo modulare in Coral®
N. 1 testata di chiusura

Example for installation **BLADE**
 No. 1 electrified body
 No. 1 modular body in **Coral®**
 No. 1 closure headpart

Montagebeispiel **BLADE**
 Nr. 1 elektrifizierter Körper
 Nr. 1 modularer Körper aus **Coral®**
 Nr. 1 Verschlussstück



Optica TU Vision - Interior Design



Galleria d'arte privata



Livia Gregoretti Showroom
Milano Italy



Optica TU Vision - Ivan Cotado Designer