

LEVA INCASSI

DOWNLIGHT

Collezione di apparecchi da incasso, fissi ed orientabili, con sorgenti LED Chip On Board integrate. Possibilità di montaggio trimless o con battuta. Corpo apparecchio in estruso di alluminio verniciato. Gruppi ottici antiabbagliamento completi di led chip on board (CRI>90) e lenti. Ottiche spot, flood, wideflood ed ellittiche UGR<16. Da completare con alimentatori elettronici remoti. Grado di protezione IP20/IP43.

Recessed luminaires, fixed and adjustable, trimless or trimmed with integrated Chip On Board LED sources. Extruded aluminum painted body. Anti-glare optical groups complete with LED chip on board (CRI> 90) and lenses. Spot, flood, wideflood and elliptical optics UGR <16. To be completed with remote electronic drivers. IP20 / IP43.





FORTRESS



LEVA INCASSI MINIMAL

34x38

LEVA1 INCASSO RASATO LEVA 1 TRIMLESS DOWNLIGHT



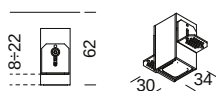
cassa obbligatoria senza cornice - compulsory trimless box

Dim.	H	Kg	CODE
30x34	62	0,06	LV001A

kit led		lm prod./beam 3000K				CODE	Col.			
W	mA	Dim.	H	Kg	20°			32°	50°	41°x18°
2,2	700	27x30	60	0.02	200	186	166	175	LV001K.9	● ● /01 /02 /04

● Kelvin	● Beam
27 2700K	S 20°
30 3000K	F 32°
40 4000K	W 50°
	Z 41°x18°

Da completare con cassa e alimentatore da installare remoto in scatola di derivazione | To be completed with box and power supply to be installed in a remote junction box



34x98

LEVA3 INCASSO RASATO LEVA 3 TRIMLESS DOWNLIGHT



cassa obbligatoria senza cornice - compulsory trimless box

Dim.	H	Kg	CODE
30x94	62	0,12	LV003A

kit led		lm product/beam 3000K				CODE	Col.			
W	mA	Dim.	H	Kg	20°			32°	50°	41°x18°
6,6	700	27x90	60	0,06	601	558	496	526	LV003K.9	● ● /01 /02 /04

● Kelvin	● Beam
27 2700K	S 20°
30 3000K	F 32°
40 4000K	W 50°
	Z 41°x18°

Da completare con cassa e alimentatore da installare remoto in scatola di derivazione | To be completed with box and power supply to be installed in a remote junction box



SYDNEY - MELBOURNE - GOLD COAST - PERTH - AUCKLAND
G45, 76-84 WATERWAY DRIVE COOMERA, QLD, 4209, AUSTRALIA

Phone: +61 417 950 455

Email: showroom@gineico.com

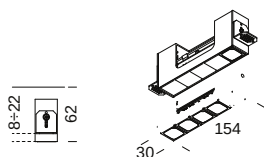
WWW.GINEICOLIGHTING.COM.AU

LEVA5 INCASSO RASATO

LEVA 5 TRIMLESS DOWNLIGHT



34x



cassa obbligatoria senza cornice - compulsory trimless box

Dim.	H	Kg	CODE
30x154	62	0,15	LV005A

kit led		lm product/beam 3000K				CODE	Col.			
W	mA	Dim.	H	Kg	20°			32°	50°	41°x18°
11	700	27x150	60	0,10	1002	931	828	877	LV005K.9	● /01 ● /02 ● /04

- Kelvin | ● Beam
- 27**2700K | **S** 20°
- 30**3000K | **F** 32°
- 40**4000K | **W** 50°
- | **Z** 41°x18°

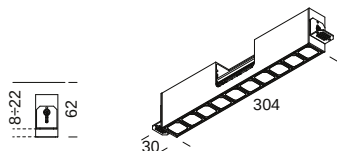
Da completare con cassa e alimentatore da installare remoto in scatola di derivazione | To be completed with box and power supply to be installed in a remote junction box

LEVA10 INCASSO RASATO

LEVA10 TRIMLESS DOWNLIGHT



34x308



cassa obbligatoria senza cornice - compulsory trimless box

Dim.	H	Kg	CODE
30x304	62	0,27	LV010A

kit led		lm product/beam 3000K				CODE	Col.			
W	mA	Dim.	H	Kg	20°			32°	50°	41°x18°
22	700	27x300	60	0,20	2004	1862	1656	1754	LV010K.9	● /01 ● /02 ● /04

- Kelvin | ● Beam
- 27**2700K | **S** 20°
- 30**3000K | **F** 32°
- 40**4000K | **W** 50°
- | **Z** 41°x18°

Da completare con cassa e alimentatore da installare remoto in scatola di derivazione | To be completed with box and power supply to be installed in a remote junction box

LEVA 15 INCASSO RASATO

LEVA 15 TRIMLESS DOWNLIGHT

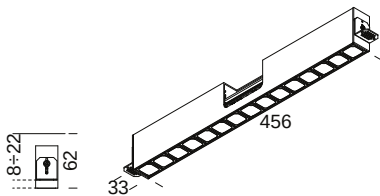


cassa obbligatoria senza cornice - compulsory trimless box		24x80	32x458	8-22
Dim.	H	Kg	CODE	Col.
33x456	62	0,35	LV015A	/01

kit led		lm product/beam 3000K								
W	mA	Dim.	H	Kg	20°	32°	50°	41°x18°	CODE	Col.
33	700	27x450	60	0,30	3006	2793	2484	2631	LV015K.9	/01 /02 /04

- Kelvin
- Beam
- 27**2700K **S** 20°
- 30**3000K **F** 32°
- 40**4000K **W** 50°
- Z** 41°x18°

Da completare con cassa e alimentatore da installare remoto in scatola di derivazione | To be completed with box and power supply to be installed in a remote junction box



LEVA 5+5 INCASSO RASATO

LEVA 5+5 TRIMLESS DOWNLIGHT

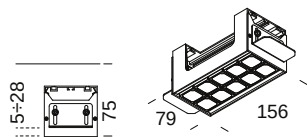


cassa obbligatoria senza cornice - compulsory trimless box		78x78	81x158	8-23
Dim.	H	CODE	Col.	
79x156	75	LV205A	/01	

kit led		lm prod./beam 3000K								
W	mA	Dim.	H	Kg	20°	32°	50°	CODE	Col.	
22	700	75x150	70		2004	1862	1656	LV205K.9	/01 /02 /41 /42	

- Kelvin
- Beam
- 27**2700K **S** 20°
- 30**3000K **F** 32°
- 40**4000K **W** 50°

Da completare con cassa e alimentatore da installare remoto in scatola di derivazione | To be completed with box and power supply to be installed in a remote junction box



SYDNEY - MELBOURNE - GOLD COAST - PERTH - AUCKLAND
G45, 76-84 WATERWAY DRIVE COOMERA, QLD, 4209, AUSTRALIA

Phone: +61 417 950 455

Email: showroom@gineico.com

WWW.GINEICOLIGHTING.COM.AU

LEVA 10+10 INCASSO RASATO

LEVA 10+10 TRIMLESS DOWNLIGHT

 68x120  81x308  8-25

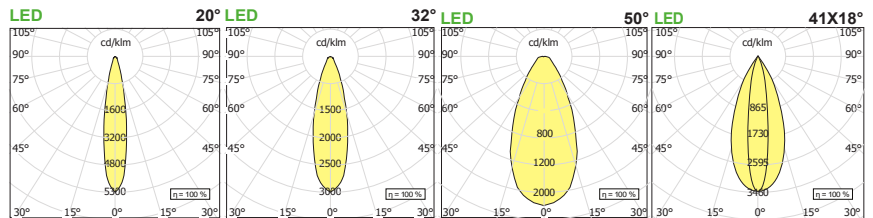
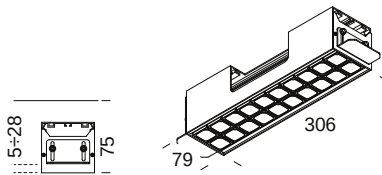

cassa obbligatoria senza cornice - compulsory trimless box

Dim.	H	CODE	Col.
79x306	75	LV210A	/01

W	mA	Dim.	H	lm prod./beam 3000K			CODE	Col.
				20°	32°	50°		
44	700	75x300	120	4000	3724	3312	LV210K.9	/01 /02 /41 /42

- Kelvin
- Beam
- 27**2700K **S** 20°
- 30**3000K **F** 32°
- 40**4000K **W** 50°

Da completare con cassa e alimentatore da installare remoto in scatola di derivazione | To be completed with box and power supply to be installed in a remote junction box



LEVA 3 INCASSO RASATO BASCULANTE

LEVA 3 TILT VERSION TRIMLESS

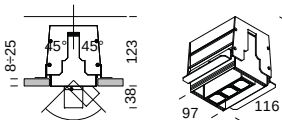
     
 98x118  0-25


cassa obbligatoria - compulsory box

Dim.	H	Kg	CODE	Col.
97x116	123	0,12	LV003B	/01 /02

W	Dim.	H	Kg	lm prod./beam 3000K				CODE	Col.
				20°	32°	50°	41°x18°		
6,6	75x100	110+38	1,23	601	558	496	526	LV041K.9	/01 /02 /41 /42

- Kelvin
- Beam
- Dimmable (optional)
- 27**2700K **S** 20°
- 30**3000K **F** 32°
- 40**4000K **W** 50°
- Z** 41°x18°
- D** Dali



SYDNEY - MELBOURNE - GOLD COAST - PERTH - AUCKLAND
G45, 76-84 WATERWAY DRIVE COOMERA, QLD, 4209, AUSTRALIA

Phone: +61 417 950 455

Email: showroom@gineico.com

WWW.GINEICOLIGHTING.COM.AU

LEVA INCASSO RASATO BASCULANTE 5

TILT VERSION TRIMLESS DOWNLIGHTER





cassa obbligatoria - compulsory box

Dim.

97x176

CODE

LV005B

Col.

/01

/02

kit led

W

Dim.

H

Kg

lm prod./beam 3000K

20° 32° 50° 41°x18°CODE

11

75x160

110+38

1,67

1002 931

828

877

LV042K.9

Col.

/01

/02

/41

/42

● Kelvin ● Beam ● Dimmable (optional)

27 2700K

● S 20°

● D Dali

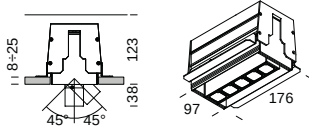
30 3000K

● F 32°

40 4000K



● W 50°

● Z 41°x18°



LEVA INCASSO RASATO BASCULANTE 10

TILT VERSION TRIMLESS DOWNLIGHTER


cassa obbligatoria - compulsory box

Dim.

97x326

CODE

LV010B

Col.

/01

/02

kit led

W

Dim.

H

Kg

lm prod./beam 3000K

20° 32° 50° 41°x18°CODE

22

75x310

110+38

2,26

2004 1862

1656

1754

LV043K.9

Col.

/01

/02

/41

/42

● Kelvin ● Beam ● Dimmable (optional)

27 2700K

● S 20°

● D Dali

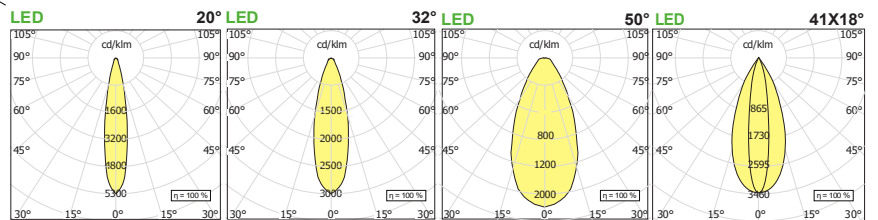
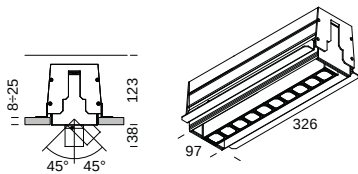
30 3000K

● F 32°

40 4000K

● W 50°

● Z 41°x18°



SYDNEY - MELBOURNE - GOLD COAST - PERTH - AUCKLAND
G45, 76-84 WATERWAY DRIVE COOMERA, QLD, 4209, AUSTRALIA

Phone: +61 417 950 455

Email: showroom@gineico.com

WWW.GINEICOLIGHTING.COM.AU

LEVA INCASSO RASATO BASCULANTE 15

TILT VERSION TRIMLESS DOWNLIGHTER



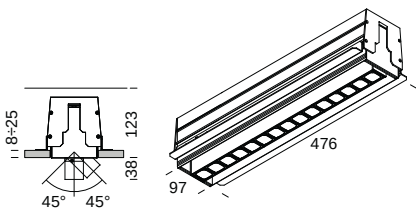
cassa obbligatoria - compulsory box

Dim.	CODE	Col.
97x476	LV115B	/01 /02

LED kit led	lm product/beam 3000K			Col.	
W Dim. H	20°	32°	50°	41°x18°	CODE
33 75x460 110+38	3006	2793	2484	2631	LV044K.9

- Kelvin
 - Beam
 - Dimmable (optional)
- | | | |
|-----------------|------------------|---------------|
| 27 2700K | S 20° | D Dali |
| 30 3000K | F 32° | |
| 40 4000K | W 50° | |
| | Z 41°x18° | |

Da completare con cassa e alimentatore da installare remoto in scatola di derivazione | To be completed with box and power supply to be installed in a remote junction box



LEVA INCASSO RASATO ROTOTRASLANTE 5

SOFT ROTATE & SLIDE MECHANISM TRIMLESS DOWNLIGHTER



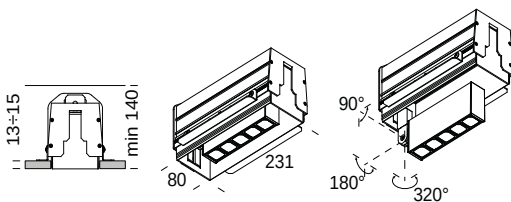
assa obbligatoria - compulsory box

Dim.	CODE	Col.
7x250	LV005C	/01 /02

ED kit led	lm prod./beam 3000K			Col.	
V mA Dim. H	20°	32°	50°	41°x18°	CODE
1 700 80x231 140	1000	931	828		LV051K.9

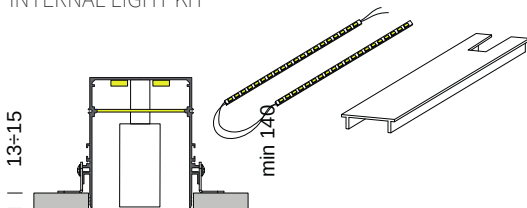
- Kelvin
 - Beam
- | | |
|-----------------|------------------|
| 27 2700K | S 20° |
| 30 3000K | F 32° |
| 40 4000K | W 50° |
| | Z 41°x18° |

Da completare con cassa e alimentatore da installare remoto in scatola di derivazione | To be completed with box and power supply to be installed in a remote junction box



KIT LUCE INTERNA PER ILLUMINARE LA CASSA

INTERNAL LIGHT KIT



linea di luce - LED line	CODE
W 15 140	LVKIT5
7,5	924

